

# Jepsen Financial™

Investments | Insurance | Retirement | Planning | Advice

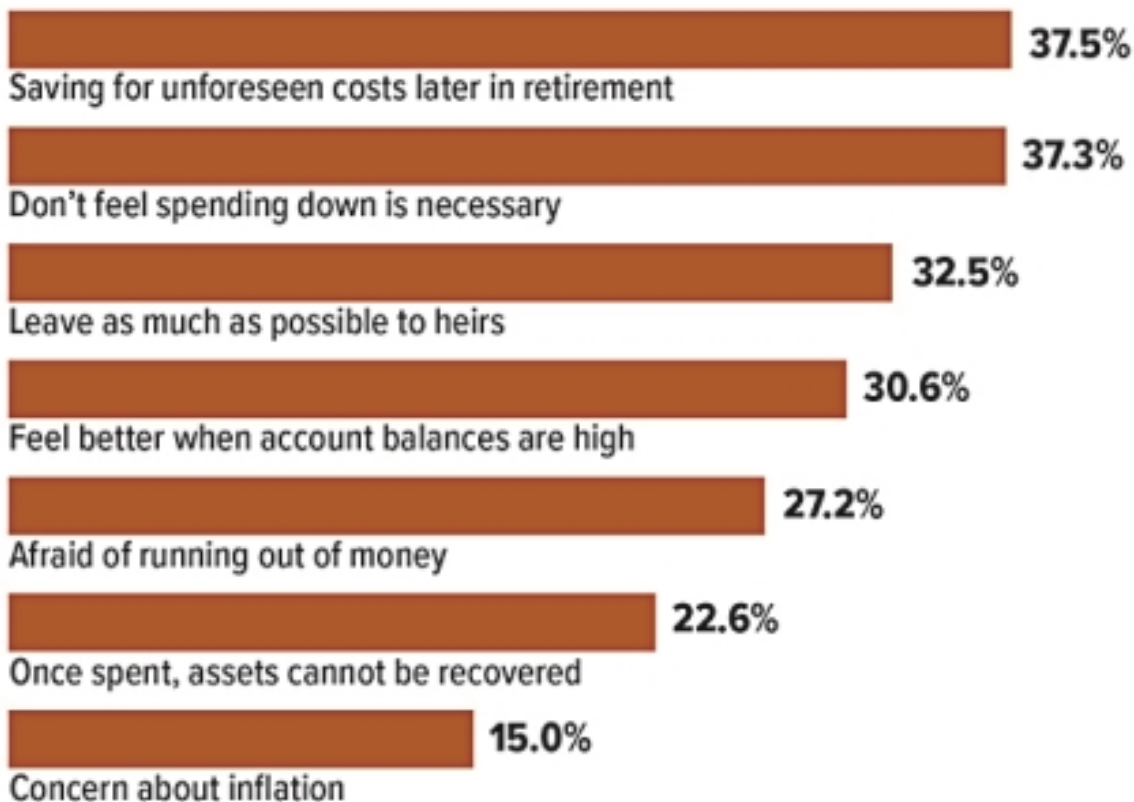


**Les Jepsen**  
**Jepsen Financial**  
8075 9th Street Way N • Saint Paul • MN • 55128  
651-264-1979  
jepsenfinancial@gmail.com • JepsenFinancial.com



## To Spend or Not to Spend?

About 77% of retirees between the ages of 62 and 75 plan to spend down at least some of their retirement assets. The top reasons cited include lifestyle, medical expenses and health insurance, housing expenses, and discretionary spending. The remaining 23% intend to maintain or grow their assets. Why would retirees not want to spend down the assets they've worked so hard to save? Here are the reasons they gave.



Source: Employee Benefit Research Institute, 2021 (multiple responses allowed)

# Following the Inflation Debate

During the 12 months ending in June 2021, consumer prices shot up 5.4%, the highest inflation rate since 2008.<sup>1</sup> The annual increase in the Consumer Price Index for All Urban Consumers (CPI-U) — often called headline inflation — was due in part to the "base effect." This statistical term means the 12-month comparison was based on an unusual low point for prices in the second quarter of 2020, when consumer demand and inflation dropped after the onset of the pandemic.

However, some obvious inflationary pressures entered the picture in the first half of 2021. As vaccination rates climbed, pent-up consumer demand for goods and services was unleashed, fueled by stimulus payments and healthy savings accounts built by those with little opportunity to spend their earnings. Many businesses that shut down or cut back when the economy was closed could not ramp up quickly enough to meet surging demand. Supply-chain bottlenecks, along with higher costs for raw materials, fuel, and labor, resulted in some troubling price spikes.<sup>2</sup>

## Monitoring Inflation

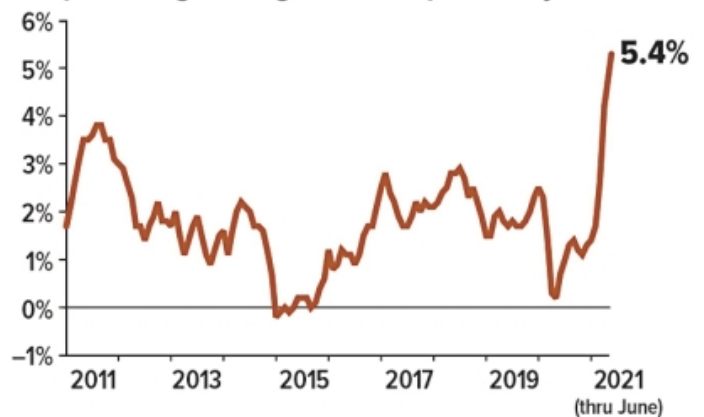
CPI-U measures the price of a fixed market basket of goods and services. As such, it is a good measure of the prices consumers pay if they buy the same items over time, but it does not reflect changes in consumer behavior and can be unduly influenced by extreme increases in one or more categories. In June 2021, for example, used-car prices increased 10.5% from the previous month and 45.2% year-over-year, accounting for more than one-third of the increase in CPI. Core CPI, which strips out volatile food and energy prices, rose 4.5% year-over-year.<sup>3</sup>

In setting economic policy, the Federal Reserve prefers a different inflation measure called the Personal Consumption Expenditures (PCE) Price Index, which is even broader than the CPI and adjusts for changes in consumer behavior — i.e., when consumers shift to purchase a different item because the preferred item is too expensive. More specifically, the Fed looks at core PCE, which rose 3.5% through the 12 months ending in June 2021.<sup>4</sup>

## Competing Viewpoints

The perspective held by many economic policymakers, including Federal Reserve Chair Jerome Powell and Treasury Secretary Janet Yellen, was that the spring rise in inflation was due primarily to base effects and temporary supply-and-demand mismatches, so the impact would be mostly "transitory."<sup>5</sup> Regardless, some prices won't fall back to their former levels once they have risen, and even short-lived bursts of inflation can be painful for consumers.

Consumer Price Index (CPI-U), monthly percentage change over the previous year



Source: U.S. Bureau of Labor Statistics, 2021

Some economists fear that inflation may last longer, with more serious consequences, and could become difficult to control. This camp believes that loose monetary policies by the central bank and trillions of dollars in government stimulus have pumped an excess supply of money into the economy. In this scenario, a booming economy and persistent and/or substantial inflation could result in a self-reinforcing feedback loop in which businesses, faced with less competition and expecting higher costs in the future, raise their prices preemptively, prompting workers to demand higher wages.<sup>6</sup>

Until recently, inflation had consistently lagged the Fed's 2% target, which it considers a healthy rate for a growing economy, for more than a decade. In August 2020, the Federal Open Market Committee (FOMC) announced that it would allow inflation to rise moderately above 2% for some time in order to create a 2% *average* rate over the longer term. This signaled that economists anticipated short-term price swings and assured investors that Fed officials would not overreact by raising interest rates before the economy has fully healed.<sup>7</sup>

In mid-June 2021, the FOMC projected core PCE inflation to be 3.0% in 2021 and 2.1% in 2022. The benchmark federal funds range was expected to remain at 0.0% to 0.25% until 2023.<sup>8</sup> However, Fed officials have also said they are watching the data closely and could raise interest rates sooner, if needed, to cool the economy and curb inflation.

*Projections are based on current conditions, are subject to change, and may not come to pass.*

1, 3) U.S. Bureau of Labor Statistics, 2021; 2) *The Wall Street Journal*, April 13, 2021; 4) U.S. Bureau of Economic Analysis, 2021; 5-6) Bloomberg.com, May 2, 2021; 7-8) Federal Reserve, 2020-2021

# Is a High-Deductible Health Plan Right for You?

In 2020, 31% of U.S. workers with employer-sponsored health insurance had a high-deductible health plan (HDHP), up from 24% in 2015.<sup>1</sup> These plans are also available outside the workplace through private insurers and the Health Insurance Marketplace.

Although HDHP participation has grown rapidly, the most common plan — covering almost half of U.S. workers — is a traditional preferred provider organization (PPO).<sup>2</sup> If you are thinking about enrolling in an HDHP or already enrolled in one, here are some factors to consider when comparing an HDHP to a PPO.

## Up-Front Savings

The average annual employee premium for HDHP family coverage in 2020 was \$4,852 versus \$6,017 for a PPO, a savings of \$1,165 per year.<sup>3</sup> In addition, many employers contribute to a health savings account (HSA) for the employee, and contributions by the employer or the employee are tax advantaged (see below). Taken together, these features could add up to substantial savings that can be used to pay for current and future medical expenses.

## Pay As You Go

In return for lower premiums, you pay more out of pocket for medical services with an HDHP until you reach the annual deductible.

**Deductible.** An HDHP has a higher deductible than a PPO, but PPO deductibles have been rising, so consider the *difference* between plan deductibles and whether the deductible is per person or per family. PPOs may have a separate deductible (or no deductible) for prescription drugs, but the HDHP deductible will apply to all covered medical spending.

**Copays.** PPOs typically have copays that allow you to obtain certain services and prescription drugs with a defined payment before meeting your deductible. With an HDHP, you pay out of pocket until you meet your deductible, but costs may be reduced through the insurer's negotiated rate. Consider the difference between the copay and the negotiated rate for a typical service such as a doctor visit. Certain types of preventive care and preventive medicines may be provided at no cost under both types of plans.

**Maximums.** Most health insurance plans have annual and lifetime out-of-pocket maximums above which the insurer pays all medical expenses. HDHP maximums may be the same or similar to that of PPO plans. (Some PPO plans have a separate annual maximum for prescription drugs.) If you have high medical costs that exceed the annual maximum, your total out-of-pocket costs for that year would typically be lower for an HDHP with the savings on premiums.

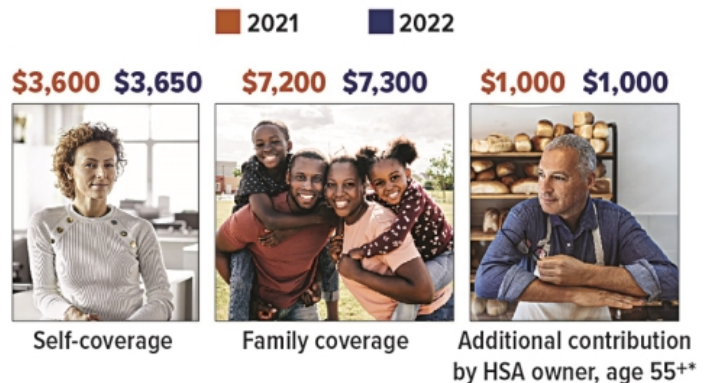
## Your Choices and Preferences

Both PPOs and HDHPs offer incentives to use health-care providers within a network, and the network may be exactly the same if the plans are offered by the same insurance company. Make sure your preferred doctors are included in the network before enrolling.

Also consider whether you are comfortable using the HDHP structure. Although it may save money over the course of a year, you might be hesitant to obtain appropriate care because of the higher out-of-pocket expense at the time of service.

## HSA Contribution Limits

Annual contributions can be made up to the April tax filing deadline of the following year. Any employer contributions must be considered as part of the annual limit.



## Health Savings Accounts

High-deductible health plans are designed to be paired with a tax-advantaged health savings account (HSA) that can be used to pay medical expenses incurred after the HSA is established. HSA contributions are typically made through pre-tax payroll deductions, but in most cases they can also be made as tax-deductible contributions directly to the HSA provider. HSA funds, including any earnings if the account has an investment option, can be withdrawn free of federal income tax and penalties as long as the money is spent on qualified health-care expenses. (Some states do not follow federal tax rules on HSAs.)

The assets in an HSA can be retained in the account or rolled over to a new HSA if you change employers or retire. Unspent HSA balances can be used to pay future medical expenses whether you are enrolled in an HDHP or not; however, you must be enrolled in an HDHP to establish and contribute to an HSA.

1–3) Kaiser Family Foundation, 2020

# Usage-Based Auto Insurance Might Provide Savings

Like everything else, the pandemic greatly impacted driving habits. Workers who once had long commutes and drove to work every day suddenly found themselves working remotely. Others were spending more time at home as the result of a job loss or reduction in hours. In fact, there was a 55% decrease in the average number of miles driven in 2020. That, coupled with a record unemployment rate, resulted in a surge in auto insurance shopping, driven by consumers looking to change their coverage or find better rates.<sup>1</sup>

If you are driving less than you used to, you might consider switching to a usage-based auto insurance policy that could save you money on your premiums. Usage-based policies use apps or tracking devices (telematics) to collect and monitor mileage and driving habits (e.g., speeding, acceleration, hard braking, cell phone use) to help determine rates. Usage-based policies typically provide a discount for signing up or upon policy renewal, and additional discounts are given based on safe driving performance.

If you have privacy concerns and find this type of monitoring too invasive, another option is a pay-per-mile policy, which only monitors your mileage. Pay-per-mile policies usually have a base rate and then charge an additional amount for each mile driven. In addition, you can also check with your current insurer to see if it offers a low-mileage discount, which typically only requires you to provide your car's

odometer readings or maintenance records to obtain a discount.

If you are looking for other ways to save money on your insurance, consider the following additional cost-saving options.

**Raise your deductible.** Generally, the higher your deductible, the lower your premiums. Before you raise your deductible, though, be sure you can cover the out-of-pocket expense should an accident occur.

**Take advantage of discounts.** You may be eligible for one or more auto insurance discounts. For example, your insurer might provide discounts to individuals with a safe driving record, teens with good grades, or when bundling your auto policy with your homeowners insurance.

**Drop unnecessary coverage.** If you have an older car with limited value, it might make sense to drop your collision and comprehensive coverage, since a claim paid by your insurance company may be minimal and might not exceed what you would pay in premiums and deductibles.

**Shop around.** Auto insurance rates vary from company to company — sometimes significantly. Compare the various rates offered by different insurers.

1) J.D. Power, 2021

---

## IMPORTANT DISCLOSURES

Broadridge Investor Communication Solutions, Inc. does not provide investment, tax, legal, or retirement advice or recommendations. The information presented here is not specific to any individual's personal circumstances.

To the extent that this material concerns tax matters, it is not intended or written to be used, and cannot be used, by a taxpayer for the purpose of avoiding penalties that may be imposed by law. Each taxpayer should seek independent advice from a tax professional based on his or her individual circumstances.

These materials are provided for general information and educational purposes based upon publicly available information from sources believed to be reliable — we cannot assure the accuracy or completeness of these materials. The information in these materials may change at any time and without notice.